



ARTonBOXES program

urbanWILDERNESS series

Call for Artist Submissions Package

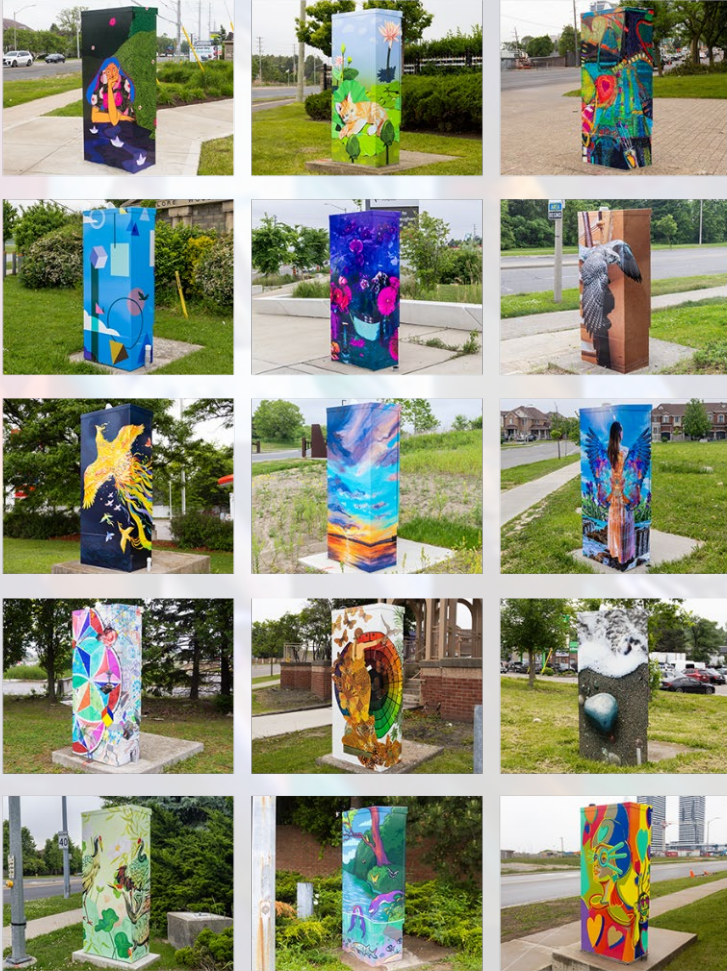
Deadline | March 22, 2026

ARTonBOXES program | urbanWILDERNESS series

Artist Submission Package

CONTENTS


▪ ABOUT ARTonBOXES program urbanWILDERNESS series	3
▪ ELIGIBILITY CRITERIA	4
▪ ART INTERPRETATION	5
▪ ART DESIGN CRITERIA INSTRUCTIONS TEMPLATE	6
▪ ART SELECTION COMMISSIONING	10
▪ PROJECT TIMELINE	11
▪ SUBMISSION CHECKLIST	11
▪ NEXT STEPS	11
▪ FAQs	12
▪ CONTACT	14



ARTonBOXES program | the ART of HEALING series | 2025 | Vaughan

ARTonBOXES program | urbanWILDERNESS series

Artist Submission Package



Vridhhi Chaudhry | Paper Boat Letters | ART of HEALING

ABOUT THE ART ON BOXES PROGRAM | urbanWILDERNESS series

What is a traffic signal box?

Large metal boxes containing traffic signal controls are located along numerous roadways and at signalized intersections across the City of Vaughan. These functional cabinets house complex equipment that controls traffic flow and manages pedestrian crossings. Many cities adopt programs that wrap traffic signal boxes with original artwork, either painted directly on the boxes or applied as vinyl wraps featuring digitally rendered designs. In effect, these metal boxes provide art canvases. Transforming traffic signal boxes through art contributes to the creative urban character of neighbourhoods, beautifies city streetscapes, and discourages “tagging” vandalism.

ARTonBOXES program | urbanWILDERNESS series

Art in public places (Public Art) is defined as original artwork that has been selected, commissioned, or acquired for location in the public domain, is physically or visually accessible, is on public or private lands, is created by or in collaboration with artists, has aesthetic qualities, is context specific and may be permanent or temporary.

Vaughan introduced a City-wide traffic signal box wrap initiative under the banner of the ARTonBOXES program, launched through the pilot project, The Group of Seven REMIXED. The initiative features original artwork commissioned for the cabinets, which are temporary assets in the Vaughan City-Wide Public Art Program. ARTonBOXES falls within the Integrated Public Art category, as works that are physically part of a building, landscape, or structure.

Building on the successful program pilot, a comprehensive 10-Year ARTonBOXES Program Implementation Strategy was developed as a signature creative placemaking initiative to animate over 100 traffic signal boxes City-wide between 2025 and 2034. The ART of HEALING was unveiled in 2025 as the first series in the 10-year program. **urbanWILDERNESS** is the curated ARTonBOXES theme for Year Two (2026) of the program.

ARTonBOXES program | urbanWILDERNESS series

Artist Submission Package



Danielle Cole | Plant Ladies | ART of HEALING

ELIGIBILITY CRITERIA

The City of Vaughan is committed to integrating ART into its public realm by fostering a creative environment that allows artistic talent to flourish. Emerging and established artists of all backgrounds, skills, and experience are welcome to submit proposals for the urbanWILDERNESS series.

- Open to artists currently residing in Vaughan or the Greater Toronto Area.
- Artists must be at least 18 years of age on the date their proposal is submitted.
- City of Vaughan employees are not eligible to apply.
- Artwork must be original and can be created in any medium. New or existing artwork may be submitted. Designs will be digitally translated for the vinyl wraps.
- Artwork must be submitted as a completed design for consideration during the selection process.
- Artists may submit only one design concept proposal.
- The deadline to submit proposals is **March 22, 2026, at 11:59 P.M. Eastern Standard Time ("EST")**.
- Submissions must be received in full by the deadline to be considered. Complete packages must include the following four components:
 - 1 | **Art File** a JPEG labelled Lastname_Firstname_ArtTitle.jpg (between 150-300 DPI)
 - 2 | **Design Concept Board** (PDF, art design applied to the box template included in this Package)
 - 3 | **Artist Statement** labelled with your name (Word document, 150 words max)
 - 4 | **Short Artist Biography** labelled with your name (Word document, 150 words max)

ARTonBOXES program | urbanWILDERNESS series

Artist Submission Package



Maureen O'Connor | Godsend | ART of HEALING

ART INTERPRETATION

urbanWILDERNESS Series Theme

The tranquil presence of nature preserved within bustling urban settings helps to foster a sense of human well-being and environmental health. In this series, the **urbanWILDERNESS** theme explores the transformational vision for greening cities. Contemplate some facet of a vibrant, modern metropolis where natural and built environments are harmoniously integrated – where concrete and steel meet urban green infrastructure, including rewilded parks, trails, wetlands, wildlife habitats, and forest canopies – to support the flora and fauna sharing these spaces. How does nature persist and adapt within cities? Imagine an urban sanctuary where city and nature find common ground.

The theme is open to artistic interpretation. Submitted art designs will be evaluated on the strength of their originality in conceptualizing the “urbanWILDERNESS” theme through creative expression. Abstract, symbolic or representational approaches are valued equally. Artists are encouraged to depict the theme through imagery that resonates with personal meaning and | or might generate reflection and dialogue in the public realm.

Artist Statement

Please include a concise Artist Statement labelled with your name (100-150 words maximum).

Include the name | title of your proposed artwork in your statement. Consider:


- how your design relates to the *urbanWILDERNESS* theme
- your design concept | vision
- art sources, influences, and inspiration
- art medium, technique, and style
- insight that might help audiences engage with your work

Artist Biography

Please include a concise Artist Biography labelled with your name (100-150 words maximum).

ARTonBOXES program | urbanWILDERNESS series

Artist Submission Package



Rina Gottesman | Home is Where the Heart Is | ART of HEALING

ART DESIGN CRITERIA

Original artwork can be created in any medium. New or existing artwork may be submitted. If selected, artists must provide the final artwork as high-resolution digital files suitable for large-format printing.

Successful Traffic Signal Box Designs:

- Animate urban streetscapes positively with visually impactful art.
- Wrap imagery around all four sides | faces of the traffic box in one continuous conceptual flow.
- Are clearly visible and understandable when viewing two sides of the traffic box at once.
- Ensure designs are visible from sidewalks and roads from 20+ feet for pedestrian and vehicular traffic.
- Align imagery with the operational requirements of vents, door hinges, and handles in mind.
- Depict imagery appropriate for all viewers, respecting that traffic signal boxes are in the public realm.

Avoid:

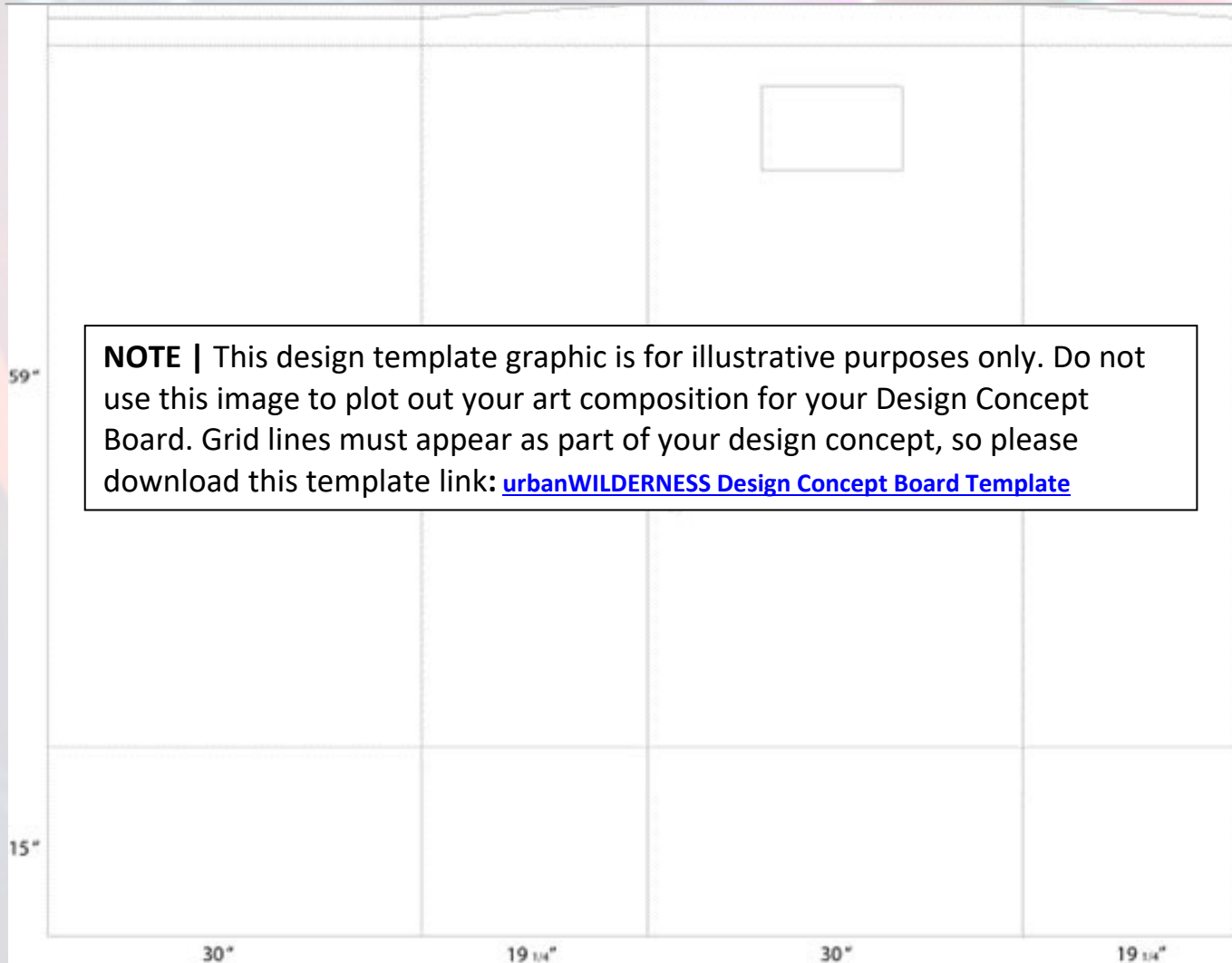
- Depictions of traffic lights, signals, or signs.
- Logos, branding, or advertisement for any business, product, service, or viewpoint.
- Large, solid or light colour compositional areas to help deter potential tagging.
- Locating key design elements on edges, vents, handles, or protrusions.
- Fine detail and small text to avoid distraction by viewers who are driving.
- Offensive or insensitive content.

Design Template Guidelines

- Traffic signal box dimensions are @ 74" H x 30" W x 17" D. Designs must cover all four sides of the box, with allowances for wrapping around corners. Ensure the resolution of your art file is 150–300 DPI.
- The art design template aligned with the box dimensions allows for minor flexibility in wrapping margins.
- Your design concept – regardless of the original art medium – will be digitally translated to a vinyl wrap.
- The City will coordinate the professional installation of wrapping boxes with a layer of thin adhesive vinyl, printed with each selected design, cut to shape, applied to the metal box, and coated with a clear protective layer to reduce sun fading and facilitate graffiti removal. The installer will cut and fold in and around the door, handle, and vents.
- You may sign your name on the box in the bottom right corner (in an area no larger than 6" by 4").
- Download this [urbanWILDERNESS Design Concept Board Template](#) to plot out your design. A few examples of Design Concept Boards are illustrated on the following pages.

ARTonBOXES program | urbanWILDERNESS series

Artist Submission Package



ART DESIGN TEMPLATE INSTRUCTIONS

Overlay the PNG design template onto your artwork using programs like Adobe Photoshop or Illustrator, or free alternatives like GIMP.

For example:

Photoshop: Open the PNG template file. Place your design as a new layer beneath the template. Resize and adjust your design to fit within the template's outlined areas.

GIMP (Free Alternative): Import the PNG template. Add your artwork as a new layer and adjust the layer order as needed. Export the merged file as a PDF or JPEG.

Artists may find it helpful to download these [Supplementary Technical Instructions.pdf](#) when using the template file in design software.

IMPORTANT | Download the linked design concept template and ensure the grid lines appear in your design concept. These grid lines illustrate how your composition is organized within each panel and how it flows across all four sides of the box.

ARTonBOXES program | urbanWILDERNESS series

Artist Submission Package

DESIGN CONCEPT BOARD EXEMPLARS | TEMPLATE OVERLAYS ON ART DESIGNS



Sandra Scarpelli | Floral Healing | ART of HEALING DESIGN CONCEPT BOARD



Installed art wrap profile illustrating two of four wrapped panels

ARTonBOXES program | urbanWILDERNESS series

Artist Submission Package

DESIGN CONCEPT BOARD EXEMPLARS | TEMPLATE OVERLAYS ON ART DESIGNS




Ziyi Jiang, Song of the Phoenix | ART of HEALING DESIGN CONCEPT BOARD



Installed art wrap profile illustrating two of four wrapped panels

ARTonBOXES program | urbanWILDERNESS series

Artist Submission Package



ART SELECTION | COMMISSIONING

Art Evaluation Process

Submissions must be complete and include all required components to be considered (i.e., art file, art design concept board, artist statement and biography). Artwork must comply with the detailed Art Design Criteria. Art proposals will undergo a two-step evaluation process measured against the art design evaluation criteria:

- **Step One** | The City's curatorial staff will review all submissions and develop a curated shortlist for final selection by a jury of professionals with public art expertise.
- **Step Two** | The qualified art adjudication panel will select 10 designs to advance to art commissioning. Curatorial staff will then guide artists whose work is selected for commissioning in making necessary refinements, as part of the process, to facilitate print fabrication and the installation of traffic signal box wraps, considering jury feedback. The City of Vaughan will assign specific installation sites for selected designs.

Art Design Evaluation Criteria

- **Artistic Merit | 70%** Artwork exhibits a high calibre of originality, creative concept, and technical execution.
- **Contribution to Urban Character | 15%** Artwork animates streetscape locations with positive visual impact.
- **Applicability | 15%** Artwork translates successfully to the signal box format with a suitably scaled design.

Artist Award | Artist Agreement

Each of the 10 successful artists with original designs selected for installation on the 10 designated traffic signal boxes will receive a \$1,200 cash award. Cash awards will be provided, subject to selected artists' execution of an artist agreement. Such agreement will require the selected artists to provide approval for the City of Vaughan to use their artwork and to grant the City permission to photograph and share art images for promotional purposes. The City of Vaughan will cover the costs of vinyl fabrication and installation.


Public Art Assets

Art installed on traffic signal boxes is inventoried as temporary art assets in the Civic Public Art Collection of the Vaughan City-Wide Public Art Program. Traffic signal boxes are functioning equipment that requires repair and replacement over time and can become targets of vandalism. The projected lifespan of art-wrapped boxes is approximately five to seven years. Damaged artwork may need to be decommissioned during that lifespan.

Thelia Sanders Shelton | Love Superheroes | ART of HEALING

ARTonBOXES program | urbanWILDERNESS series

Artist Submission Package



Joanna Katchutas | Iridescent Signs | ART of HEALING

urbanWILDERNESS PROJECT TIMELINE

All Artists

- **March 22, 2026, at 11:59 P.M. EST** | Artist Submission Deadline
- **March 23 - April 24, 2026** | Submission Review and Art Selection

Selected Artists

- **April 27, 2026** | Artists Notified, Art Refinement Requested (as required) for Submitting Final Artwork
- **May 7, 2026** | Submission of Final Print-Ready Artwork Deadline
- **May 15, 2026** | Artist Agreements Executed
- **May 29, 2026** | Artists Awarded for Art Designs
- **June 2026** | Box Wrap Vinyl Installation
- **June-July 2026** | ARTonBOXES program | ART of HEALING Communications Campaign

Dates are subject to change.

SUBMISSION CHECKLIST

Please ensure you fill out the online form and upload all four digital files as a complete Submission Package by the above deadline of **March 22, 2026, at 11:59 P.M. EST**:

- 1 | **Art File** a JPEG labelled Lastname_Firstname_ArtTitle.jpg (between 150-300 DPI)
- 2 | **Design Concept Board** (PDF, art design applied to the box template included in this Package)
- 3 | **Artist Statement** labelled with your name (Word document, 150 words max)
- 4 | **Short Artist Biography** labelled with your name (Word document, 150 words max)

NEXT STEPS

Successful artists whose work is selected for commissioning will be notified by email by April 27, 2026, with further instructions on finalizing artwork for print fabrication, executing artist agreements and cash award payments.

ARTonBOXES program | urbanWILDERNESS series

Artist Submission Package

FAQS

Can I submit my proposal by email?

All applications must be registered and submitted online at [ARTonBOXES | urbanWILDERNESS Call for Artists Submissions](#). Please do not submit your proposal via email with attachments or linked files. Fill out the online application form and upload all four digital files (labelled and in the file formats noted below) as a complete Submission Package by the deadline of **March 22, 2026, at 11:59 P.M. EST.**

- 1 | **Art File** a JPEG labelled Lastname_Firstname_ArtTitle.jpg (between 150-300 DPI)
- 2 | **Design Concept Board** (PDF, art design applied to the box template included in this Package)
- 3 | **Artist Statement** labelled with your name (Word document, 150 words max)
- 4 | **Short Artist Biography** labelled with your name (Word document, 150 words max)

Can I submit a preliminary, unfinished art design concept as my proposal and complete the design later if it is accepted?

Artwork must be submitted as a completed design for consideration during the selection process. If your work is selected to advance to the commissioning process, minor refinements may be requested to facilitate print fabrication or the installation of traffic signal box wraps.

How do I apply the design concept template to my art image? Where do I find the Design Concept Template?

Overlay this [urbanWILDERNESS Design Concept Board Template](#) onto your artwork using programs like Adobe Photoshop or Illustrator, or free alternatives like GIMP.

Photoshop | Open the PNG template file. Place your design as a new layer beneath the template. Resize and adjust your design to fit within the template's outlined areas.

GIMP (Free Alternative) | Import the PNG template. Add your artwork as a new layer and adjust the layer order as needed. Export the merged file as a PDF or JPEG.

Supplementary Technical Instructions | Artists may find these [Supplementary Technical Instructions.pdf](#) helpful when using the template file in design software. Ensure the grid lines appear in your design concept. These grid lines illustrate how your composition is organized within each panel and how it flows across all four sides of the box.



Frank Mazzuca | Solus Par Aqua | ART of HEALING

ARTonBOXES program | urbanWILDERNESS series

Artist Submission Package



Ron Wild | Flower of Life | ART of HEALING

FAQS continued

Can I submit more than one design proposal?

Artists may submit only one proposal, including one art image file (JPEG) and one templated design concept board (PDF). Please do not upload multiple art images for consideration.

How are artists informed of the status of their acceptance?

Successful artists whose work is selected for commissioning will be notified by email by April 27, 2026, with further instructions on finalizing artwork for print fabrication, executing artist agreements, and receiving cash award payments.

I have more questions. Who can I contact for information?

Contact | Sharon Gaum-Kuchar | Program Manager, Public Art and Corporate Art Curator
sharon.gaum-kuchar@vaughan.ca



ARTonBOXES program

urbanWILDERNESS series

Call for Artist Submissions Package

Deadline | March 22, 2026

Questions?

Contact | sharon.gaum-kuchar@vaughan.ca

Program Manager, Public Art and Corporate Art Curator